

THE MIGHTY CHRYSLER FOR 1958

glamour car of the Forward Look





INTRODUCING THE BOLD NEW LOOK OF SUCCESS

...12 glamorous new models in 3 luxurious series...New Yorker...Saratoga...Windsor

PARK MOTORS, INC.

10-20 Orient Way

RUTHERFORD, N. J. GENEVA 3-1200



Fresh from the most successful year in Chrysler history come the magnificent, mighty 1958 Chryslers with styling and engineering innovations to further widen Chrysler's lead over all other cars in its field. Look through this catalogue and discover the many outstanding advantages of the 1958 Chrysler New Yorkers, Saratogas and startling new Windsors . . . such things as new standard equipment Torsion-Aire Ride and dual headlights,

Pushbutton TorqueFlite Drive, the new compound windshield on all hardtops and convertibles as well as the luxurious new interior color and fabric combinations. Then you are invited to drive the Bold New Look of Success . . . the 1958 Chrysler. You'll find it surpasses its own great reputation for engineering and design leadership. Your Chrysler dealer will be most happy to show you why!



ILLUSTRATED ABOVE:
1. New Low-priced Windsor 2. Saratoga Two-Door Hardtop 3. New Yorker Convertible



Symbolic of all the cars in the mighty '58 Chrysler New Yorker series is this distinctively modern "C" side emblem. Artistically sculptured in gold anodized aluminum, it proudly announces to all that these cars are the finest of the 1958 Chrysler automobiles.



Here's unexcelled windshield vision without "corner blur". Standard equipment on all 1958 Chrysler hardtops, the compound windshield wraps both ways . . . around the sides to the pillars . . . and from the hood, up and back to the roof line to give you 1586 square inches of crystal-clear, safety-glass protected vision!



Luxurious "Fontainebleau" Jacquard fabrics with smart new metallic vinyl materials are perfectly combined in six modern color combinations to offer you the finest New Yorker 2- and 4-Door Hardtop upholstery creations in Chrysler history. For those who wish a sporty flair for their hardtops, four all-vinyl, two-tone combinations are available at slight additional cost. The beige and brown Jacquard and vinyl version is shown at the left.

NEW YORKER 4-DOOR HARDTOP



LONG, LOW, LIVELIEST HARDTOP OF THEM ALL!

Watch your spirits rise as you slip behind the wheel of this mightiest-of-all Chryslers and head for the open road. Its long, low (barely over 4½ feet), Flight-Sweep styling and FirePower V8 10 to 1 compression ratio performance and economy put you in full command of everything on the road. Anyone who likes to drive owes it to himself to test drive the long, low, liveliest hardtop of them all!

1958 CHRYSLER NEW YORKER 4-DOOR HARDTOP, TWO-TONE SATIN GRAY AND WINCHESTER GRAY





'58 CHRYSLER NEW YORKER SERIES INTERIORS
HEAD THEIR CLASS IN GLAMOUR AND LUXURY!

The New Yorker 4-Door Sedan two-tone green interior shown above, one of four color combinations crafted of fine "Fontainebleau" Jacquard fabric with the world's finest wool broadcloth is representative of the extreme good taste in both design and execution you'll find in the 1958 Chrysler New Yorker series. See how the steering wheel and door panel blend to make a perfect picture of harmony.



1958 CHRYSLER NEW YORKER 2-DOOR HARDTOP
IN TWO-TONE STARDUST BLUE AND ERMINE



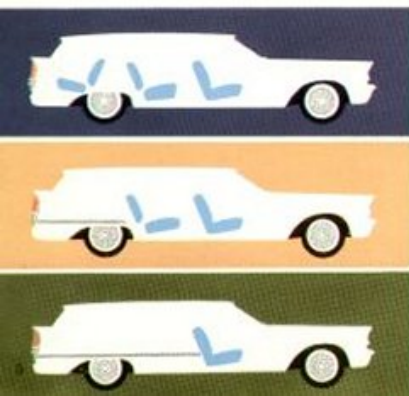
1958 CHRYSLER NEW YORKER 4-DOOR SEDAN
IN SOLID CYPRESS GREEN

Styliasts call the 1958 Chrysler instrument panel the most beautiful ever designed. Others call it the most practical they've ever seen . . . at a glance you can read your gas, oil, temperature and battery gauges as well as the speedometer without "hunting". All this is coupled with the ideal central location of the radio controls and ash tray. Perfectly positioned, too, is the Pushbutton TorqueFlite Control Panel (to the left of the steering wheel away from children's busy fingers) making driving the 1958 Chrysler the most relaxing motoring you've ever known! One test drive will convince you!





1958 CHRYSLER NEW YORKER TOWN & COUNTRY WAGON IN SOLID ERMINE



With three seats up and observation seat in position, you can seat nine people easily and comfortably. The five luxurious interiors are of "Fontainebleau" Jacquard cloth and durable vinyl. (The New Yorker Town & Country Wagon has the same luxurious interior upholstery as the New Yorker 4-door hardtop. See page 4.) Four all-vinyl interiors are optional at extra costs.

Fold the observation seat flush with the floor and you have over five feet of carrying space stretching back from the rear of the second seat (almost seven feet with the tailgate down).

Fold the second seat down flush with the floor and you have over eight feet of space (over 10 feet with the tailgate down). A new, optional locked luggage compartment (two-seat models only) located in the regular spare tire compartment of the Chrysler Town & Country two-seat wagons helps you keep valuables out of sight.

FUN IS STANDARD EQUIPMENT WITH

If you've never tried vacationing in a New Yorker Town & Country Wagon, you're missing the real fun of a motor trip. It's such a wonderful way to travel . . . one minute you're winging your way to your favorite sun and fun spot . . . all your vacation gear is neatly tucked away (with room to spare) behind the second seat. Or at home, you can be off to the country club dinner-dance arrayed in your finest attire (the rear-facing observation seat carries extra guests in an exciting new way). See and drive the most glamorous of all wagons . . . the New Yorker Town & Country . . . a more versatile car has never been built. (Both two and three-seat versions available . . . all 4-door models.)



1958 CHRYSLER NEW YORKER CONVERTIBLE IN SOLID SPRUCE

THESE TWO MIGHTY '58 CHRYSLERS!

Do you think convertibles are strictly for the younger set? Not *Chryslers!* You'd be surprised at the number of young at heart at all ages who are switching to these secure, yet fun loving cars. When you see and drive a convertible like this sleek new Chrysler New Yorker shown above you'll understand why. For only the 1958 Chrysler convertible can offer you such lowness (barely over 4¼ feet), length and airiness. Try a Torsion-Aire Ride in the 1958 Chrysler New Yorker Convertible with the top down . . . then with the top up to see how snug and airtight it is. Then you'll know why people are switching to convertibles by Chrysler!

Elegant "Fontainebleau" Jacquard cloth with lustrous metallic vinyl (the two-tone turquoise combination shown) interiors are available in six outstanding new color combinations. Also available as optional at extra cost are four luxurious and durable all-vinyl upholstery combinations. (Four convertible top colors are available to harmonize with your exterior color choice.)




CHRYSLER SARATOGA TWO-DOOR HARDTOP—

All 1958 Saratoga hardtops offer you a choice of six smart, new interior color combinations (the two-tone gray version shown below) . . . all tailored of a modern new metallic fabric called "Chainmail" in combination with durable metallic vinyl. (Four all-vinyl color combinations are also offered as options.)



NEW LOCATION OF REAR VIEW MIRROR on all 1958 Chrysler models increases rear vision and driving ease. Twin ball sockets provide for simple mirror adjustment regardless of the number of front seat passengers or seat position. New heater and defroster outlets deliver warm air where it's needed most.



1958 CHRYSLER SARATOGA 2-DOOR HARDTOP IN TWO-TONE TAHITIAN CORAL AND ERMINE



GETTING RAVE NOTICES WHEREVER IT GOES!

As new and exciting as an opening night on Broadway, this glamorous 1958 Chrysler Saratoga! No wonder its Flight-Sweep styling, new compound windshield and distinctive new grille catch admiring eyes wherever it goes. . . . The Chrysler Saratoga was designed to be the glamour leader of the medium priced field. Won't you take a Torsion-Aire Ride (standard equipment on all 1958 Chryslers) yourself and feel the solid comfort of this Saratoga's extra long 126-inch wheelbase?



ONLY '58 CHRYSLER OFFERS 'STOP POWER'

TO MATCH THE 'GO POWER'!

Complete driving safety and peace of mind call for the best "stopping power" you can buy. And the 1958 Chrysler Saratoga (as well as the New Yorker and Windsor) has it! And for "go power" . . . Chrysler's new 10 to 1 compression ratio V8 gives you the performance and economy you must have for today's driving. And there's more . . . Chrysler's "going power" . . . new Constant-Control Power Steering (see Page 23) and standard equipment Torsion-Aire Ride (see Pages 20 and 21) smooths out the roughest, winding roads. For "Stopping Power", only Chrysler in its field offers Total-Contact Brakes (see Page 21). Try the 1958 Chrysler now and feel the big difference this perfect "power blending" gives you!



If you're looking for luxury inside and out and want to stay in the medium price range, then the 1958 Chrysler Saratoga is your wisest selection. The Saratoga interior shown here in fine "Chain-mail" blended nylon-metallic cloth with durable metallic vinyl (available in six harmonizing color combinations, two-tone blue pictured) is a perfect example of the outstanding quality you get only from Chrysler. Your Chrysler dealer will be most happy to show you the actual upholstery fabric samples.



1958 CHRYSLER SARATOGA 4-DOOR HARDTOP
IN TWO-TONE BAMBOO YELLOW AND ERMINE



1958 CHRYSLER SARATOGA 4-DOOR SEDAN
IN AZTEC TURQUOISE AND ERMINE

CHRYSLER WINDSOR 4-DOOR HARDTOP:
THE ALL-NEW LUXURY CAR IN A LOWER-PRICED FIELD!

Never before in the history of automobiles has a car of such quality, prestige and downright value been offered at so low a price. Pound for pound, part for part, there's nothing like the 1958 Chrysler Windsor on the road today. Compare what you get in the 1958 Windsor with what other cars in its price class can offer! With Windsor you get years-ahead Flight-Sweep styling, tested and proved Torsion-Aire Ride, the smoothest ride of all by far . . . and as *standard equipment!* Extra size and jumbo interior space! Dual headlamps standard! The safest brakes of them all . . . Total-Contact Brakes! New Pushbutton TorqueFlite, the smoothest, most economical automatic transmission built! You can get all these and *more* along with the great name of Chrysler when you own the mighty 1958 Chrysler Windsor. Prove this outstanding value to yourself . . . take a '58 Windsor ride today!

1958 CHRYSLER WINDSOR 4-DOOR HARDTOP IN TWO-TONE SPRUCE AND ERMINE





1958 CHRYSLER WINDSOR 2-DOOR HARDTOP IN TWO-TONE MATADOR RED AND ERMINE





NO OTHER INTERIORS IN THE '58 WINDSOR'S PRICE CLASS CAN MATCH THIS QUALITY AND BEAUTY!

Long noted for craftsmanship and perfection, Chrysler has lavished true luxury on its Windsor interiors for 1958. Every detail of this gorgeous Chrysler Windsor 2-Door hardtop is the finest quality. This year there is a wide selection of modernistic "Bahama" Jacquard cloth and washable metallic vinyl. The basic seat design, the actual stitching of the upholstery material, all of the Chrysler

custom tailoring, is painstakingly inspected by master craftsmen to insure your complete satisfaction . . . to surround you with elegance and glamour. The beige "Bahama" Jacquard and metallic vinyl combination shown is one of the six available for '58 Windsor 2- and 4-door hardtops. Your Chrysler dealer will be happy to show you the other interiors available.



1958 CHRYSLER WINDSOR 4-DOOR SEDAN IN SOLID AIR FORCE BLUE




1958 CHRYSLER WINDSOR TOWN & COUNTRY WAGON IN CHAMPAGNE GOLD AND ERMINE

Name the job... and the '58 Windsor Town & Country Wagon does it in a breeze!

A trip to the market to pick up the week's groceries or off to the beach for a swim, loaded with a troop of neighborhood children . . . whatever your errand or pleasure, the '58 Chrysler Windsor Town & Country Wagon answers all your motoring needs with the greatest of ease . . . and comfort! For king-sized toting jobs, fold down both rear seats and you have a carrying space of over 8 feet x 4 feet x 2½ feet . . . over 10 feet x 4 feet x 2½ feet with the tailgate down. But the real value-magic of the Windsor Town & Country Wagon comes when you can quickly convert this glamorous car into a luxurious nine-seat automobile with smooth-as-silk Torsion-Aire Ride by swinging the cleverly arranged rear seats into an upright position. (The children will love the rear facing "observation" seat!) The four two-tone interiors are of a new "breathable" vinyl combined with durable metallic vinyl. (Available in both two and three-seat versions . . . all 4-door models.) Observation Power Window (tailgate window) . . . standard on three-seat Town and Country models, optional on two-seat models.





'58 CHRYSLER HILL-CLIMBING ABILITY is outstanding. The mighty, 1958 Chrysler V8 engine, coupled to the industry's smoothest automatic transmission, pushbutton TorqueFlite, gives you the extra torque to take you over the steepest grades quickly, safely and with the greatest of ease!



'58 CHRYSLER HIGHWAY PASSING ABILITY gives you an extra margin of driving safety. Actual tests at the Chrysler Proving Ground showed conclusively that Chrysler outperformed all other cars in its field with its extra power to pass in a shorter time and distance. If you do any highway driving, this one fact alone should be convincing proof that the '58 Chrysler is the safest buy!

1958 CHRYSLER... NOW MORE THAN EVER AMERICA'S

For thirty-four years, Chrysler has had the reputation of being the most carefully engineered automobile in America. Hundreds of thousands of owners, many of whom have switched from other makes of cars to Chrysler, are the most loyal in the land—and are quick to tell you about Chrysler's engineering superiority. And now in 1958 after countless man-hours of development, experimentation, testing and proving at Chrysler Engineering headquarters in Detroit and famous Chelsea, Michigan Proving Ground, and the nation's highways, the finest engineered Chrysler ever built is offered to the American public. Chrysler standards of quality have hit new highs in 1958!

Exhaustive comparative tests with competitive cars of all price classes have proved again in 1958 how Chrysler leads in every important driving feature. Such outstanding engineering advancements as standard equipment Torsion-Aire Ride, pushbutton TorqueFlite transmission, Total-Contact Brakes, unisteel body construction, Oriflow shock absorbers, Constant-Control Power Steering, Chrysler's independent parking brake system, safety door locks and wheel rims are positive proof of Chrysler's engineering leadership. And proof, too, of the unequalled value you receive when you own and drive the bold new look of success . . . the mighty Chrysler for 1958!



'58 CHRYSLER DRIVING ECONOMY, tested with precision fifth-wheel mileage measuring equipment, proved even greater than the Chrysler that topped its field in the 1957 Mobilgas Economy run. A perfectly designed and balanced combination of engine, transmission, power train and other components give you a degree of economy not found in other cars in Chrysler's price class. Proof again that your finest motoring value today is the 1958 Chrysler!

FINEST ENGINEERED CAR!

Hemispherical Combustion Chambers and New Spool-Type Engine Mounts

New spool-type engine mounts, completely insulated by rubber (indicated with arrows), effectively reduce engine vibrations to give you a quieter, smoother ride. And you get more power from every drop of gas, better engine economy and greater durability because of the Chrysler-designed combustion chamber (note illustration).



'58 Chrysler Pushbutton Torqueflite Transmission

Just touch the button and off you go with one smooth, mighty flow of power—delivered by the simplest, most economical automatic transmission you can own! No more groping for awkward levers, the ideal location of the pushbutton controls, on the far left side of the instrument panel out of the reach of children, makes driving easier, safer! Pushbuttons control the transmission . . . "D" for normal motoring, "1" for sustained pull or engine braking, "2" for extra agility in slow traffic, "R" for reverse and "N" for neutral.



New 1958 Chrysler Sure-Grip Differential

Ever been on icy pavements, in sand, snow or mud when one of your rear wheels got bogged down while the other wheel was still on solid, dry ground? It can be mighty frustrating if you just spin your wheels and get nowhere! But now with Chrysler's new Sure-Grip Differential (optional), situations like that can't happen, thanks to this ingenious new device which insures delivery of engine power to the wheel that has traction—taking you quickly and smoothly out of trouble spots.



New Chrysler Firepower and Spitfire V8 Engines

Two of the industry's most efficient, economical engines! With new 10 to 1 compression ratio 392 cubic inch displacement on New Yorkers (354 cu. in. on Saratogs and Windows) that deliver 345 maximum horsepower with New Yorkers (310 hp. with Saratogs, 290 hp. with Windows) you can be sure of the top-notch kind of performance you need for today's driving. Such features as full-pressure lubrication, full length water jackets and deep-skirted cylinder block make these Firepower and Spitfire V8s America's most dependable engines.






NO SWAY on turns in a 1958 Chrysler with Torsion-Aire Ride (shown in lower illustration). Chrysler's torsion bars in combination with the outrigger rear springs prevent annoying tipping action (shown at top).




NO REAR END DIP (like the car in the top picture) when you start in a 1958 Chrysler with Torsion-Aire Ride. Just touch the accelerator and off you go in perfectly level Chrysler motion (lower picture).

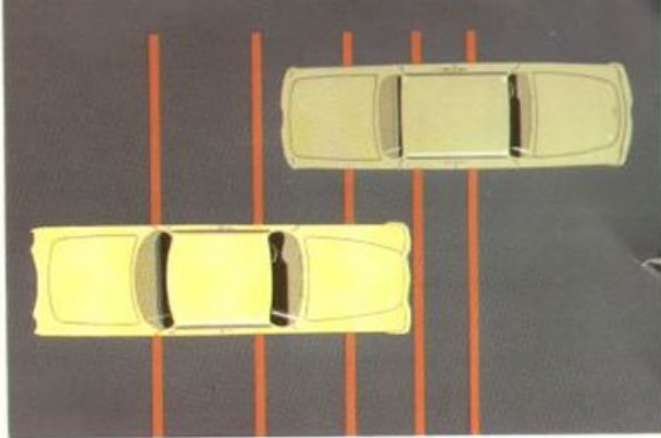
STANDARD EQUIPMENT TORSION-AIRE RIDE PROVED

Compare Chrysler-developed Torsion-Aire Ride with any other system on the road . . . you'll notice immediately how Chrysler's precision-engineered torsion-bar suspension literally smooths out rutty, choppy roads . . . keeps you and the car in perfectly level flight under every condition. The illustration at the right shows you how the torsion bar is securely anchored to the car frame on one end while being mounted to the ball-joint control arms on the other. Severe wheel action (as on bad roads) is completely absorbed by the twisting of the torsion bar itself. Shocks are taken up into the torsion bar and not passed on to the passengers by way of the frame and body. See the illustrations above that compare other suspensions with the 1958 Chrysler Torsion-Aire Ride system.





NO DIVE when you stop in a 1958 Chrysler with Torsion-Aire Ride . . . you come to a smooth, even stop (as in lower picture) without any annoying front end dip found in other cars (top picture).



'58 Chrysler Total-Contact Brakes

When you apply Chrysler's Total-Contact brakes every inch of the Cyclolind brake lining comes in contact with the drum to give you extra stopping power (as shown by '58 Chrysler, lower car in illustration) and extra long brake life. Most other brakes have only partial contact and are easily subject to brake "fade" (as shown by the top car in illustration). Try the '58 Chrysler and feel the extra margin of safety you get with Total-Contact Brakes.



ORDINARY BRAKES

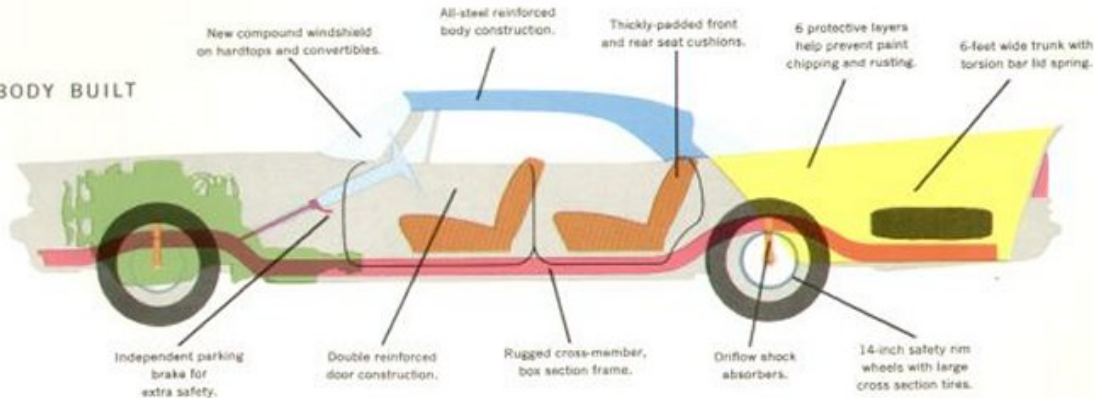



1958 CHRYSLER BRAKES

THE SMOOTHEST OF THEM ALL!

MOST RUGGED CHASSIS AND BODY BUILT

Beneath the tremendously-popular FlightSweep styling of the 1958 Chrysler you'll find the most rugged car ever designed and built. The extra sturdy box-section Chrysler frame is the foundation on which this dependable car is built. The all-steel reinforced body, carefully engineered to be weather and soundproof, affords you the greatest possible protection on the road. The body, both front and rear suspension, and the engine are mounted with cushioning rubber to provide you with the most comfortable motoring possible.





'58 CHRYSLER POWER EQUIPMENT
AND ACCESSORIES MAKE DRIVING
EVEN MORE RELAXING AND FUN!



REAR SEAT RADIO SPEAKER

Enjoy hi-fidelity radio sound with the addition of this rear shelf speaker (not available for convertible and Town and Country models). Instrument panel control lets you use front or rear speaker in any proportion.



REAR WINDOW DEFOGGER

An important safety accessory, the Chrysler rear window defogger with its powerful blower, quickly and efficiently removes fog and ice deposits during cold or damp weather. (Not available for convertible or Town & Country models.)

6-WAY ELECTRIC SEAT

No push, pull or tug with Chrysler's electric front seat . . . just a touch of the control and the seat moves up or down, forward or back, or tilts to the exact position you desire. Restful on long trips when a simple touch changes your position.



- **ELECTRIC WINDOW LIFTS** let you control all vertical moving windows by the touch of a switch. Master panel on driver's door controls all windows; individual controls on each door for passenger operation.
- **NEW OUTSIDE REMOTE CONTROL REAR VIEW MIRROR** gives you perfect rear vision control from inside the car. Control on instrument panel permits movement of mirror to suit persons of all heights.
- **SOLEX TINTED GLASS** throughout the car effectively reduces glare and filters out the sun's heat rays. The slight tinting, barely noticeable to the eye, gives you softer, more relaxing vision.
- **NEW CONSTANT-CONTROL POWER STEERING*** works full time for you. Taking over 80% of the steering effort for you, the new Chrysler constant-control power unit provides effortless control under all driving conditions, eliminates road-shock feel. New design makes parking easier, provides more "on-center feel" for secure highway driving.
- **POWER BRAKES**, partners of Chrysler's famous Total-Contact Braking System, give you the greatest stopping power of any car in Chrysler's field. Reserve tank provides emergency power if engine has stopped running.
- **ELECTRIC CLOCK*** is self-adjusting, shock-resistant and unequalled for accuracy. Notice how perfect location allows reading with just a quick glance.
- **SAFETY CUSHIONED INSTRUMENT PANEL*** of thick Polyurethane foam cushions all shocks of impact in any situation, eliminates distracting and fatiguing glare at night and on bright days.
- **TILT-TYPE INSIDE REAR VIEW MIRROR** in its new

- position for better visibility stops blinding glare from following traffic at just the flip of your finger, yet provides a clear view of all behind you. Another flip and the mirror returns to normal daylight driving position.
- **HEATING AND AIR CONDITIONING:** Four superior systems are available for your driving comfort: 1. **COMBINED HEATER AND AIR CONDITIONER** in one compact unit gives you complete control of the inside temperature in winter and summer. The new system with its larger blower and new air outlets automatically heats or cools, defrosts, dehumidifies and filters out pollen. 2. **NEW DE LUXE DUAL COMBINED HEATER AND AIR CONDITIONER** gives you all the advantages of the regular Chrysler combined unit **PLUS** extra large cooling capacity. The addition of a second evaporator quickly lowers the inside temperature even under the most extreme heat conditions. 3. **INSTANT CONDITIONAIRE HEATER AND DEFROSTER** gives you 100-degree heat in just 15 seconds . . . no wait for engine warm-up! 4. **CUSTOM CONDITIONAIRE HEATER AND DEFROSTER**, one of the most efficient systems built, lets you drive in complete comfort in the bitterest winter weather.
- **1958 CHRYSLER RADIOS:** Two high fidelity radios are available for your enjoyment. **TOUCH-TUNER TRANSISTORIZED RADIO** automatically selects the strongest cross-country radio signal nearest you and perfectly tunes it in . . . just by the touch of one control. Other pushbuttons let you pre-select the stations of your choice. **MUSICMASTER RADIO** has a special transistorized design that delivers perfect sound reproduction with a 50% reduction in current consumption. Pushbuttons can be preset.

*Extra-cost options on Windsor, standard on Saratoga & New Yorker

NOT SHOWN—BUT AVAILABLE ON 1958 CHRYSLER

- Twin rear radio antennas
- Power operated antenna (Saratoga and New Yorker only)
- Convenient visor vanity mirror
- Solex Sun-shade for 2-door hardtops with Vistorama rear windows
- White sidewall tires
- Nylon cord white sidewall tires
- Captive Air white sidewall tires
- License plate frames
- New Yorker fender ornaments
- Windlee and Saratoga hood ornaments
- Bumper guards, front and rear
- Rear fender stone shields
- Undercoating and hood insulating pad**

**Standard on New Yorker




NEW CHRYSLER AUTO-PILOT

Automatically warns you of excessive speed. Set the control at the maximum speed you desire. Should you pass that speed, the accelerator pedal sinks farther depression. Extra pressure on the accelerator lets you override the control for an extra burst of power. For torque driving, push the control button and remove your foot from the accelerator . . . your speed is automatically maintained no matter what the grade. Brake pressure cancels speed-maintaining mechanism.



BACK-UP LIGHTS


Driving is even safer, with Chrysler integral back-up lights. Strategically placed in the rear fenders, the back-up lights effectively illuminate the road behind you at night . . . give warning during the day that you intend to back up.



WINDSHIELD WASHERS.

Clean your windshield with just a touch of your toe to the Washer* control. Multiple jets spray water on windshield and automatically activate wipers to whisk away mud, snow, dirt and slush.

*Optional on Windstors, standard on New Yorkers and Saratogas



HARDTOP VISTORAMA REAR WINDOW

Optional on both Windsor and Saratoga 2-Door Hardtops (standard New Yorker) is this extra-large Vistorama rear window that gives you the greatest rearward vision of any in Chrysler's field!



LOCKED LUGGAGE COMPARTMENT

Available on both New Yorker and Windsor 2-seat Town & Country Wagons when "Captive Air Tires" are ordered (no spare tire needed) is this special concealed luggage compartment with sturdy lock to prevent theft of valuables.



SPECIFICATIONS

WINDSOR AND SARATOGA

BODY STYLES—Windsor—Sedan, 2-Door Hardtop; 4-Door Hardtop; Town & Country Wagon, Saratoga—Sedan; 2-Door Hardtop; and 4-Door Hardtop.

ENGINE—Spiritee V-8 90° Overhead Laterally Staggered Valves, dome-type combustion chamber, Bore and Stroke 3.94 in. x 3.63 in.; Compression Ratio 10 to 1; Displacement 354 cu. in.; Brake Horsepower—Windsor, 290 at 4600 r.p.m., Saratoga, 310 at 4600 r.p.m. Full Pressure Lubrication; Full-Flow Oil Filter standard; Air Cleaner and Silencer; Waterpump Ignition; Crankcase Ventilation; Oil Intake Strainer; Dual Exhaust System (on Saratoga only); Crankcase Capacity 4 qts.

FUEL SYSTEM—Windsor—Dual Downdraft Carburetor; Saratoga—Four barrel Downdraft Carburetor. Both have Automatic Intake Manifold Heat Control and Integral Automatic Choke. Plastic fuel filter in gas tank. Ceramic fuel filter at engine. Tank capacity 23 gal. (Town & Country 22 gal.)

ELECTRICAL SYSTEM—Battery—12 volt, 66 plate, 60 amp-hr. Generator, 30 amp. Resistor-type, Power Top Spark Plugs; Neutral Push Button Starter Switch; Waterproof Ignition; Electric variable speed Windshield Wipers; Directional Signals; Handbrake Warning Signal standard on Saratoga, available on Windsor; Back-up lights standard on Saratoga, available on Windsor; Dual Headlights standard.

COOLING SYSTEM—Thermostatic by-pass control; 6 bladed fan; Pressure Vent Radiator Cap; Radiator capacity 21 qts. (22 qts. with Heater)

TRANSMISSION—Windsor—Manual Shift, 3 Forward and 1 Reverse Speed. Saratoga—Torque-Flite fully automatic Torque Converter with 3-speed planetary gear set. Push Button Control on instrument panel. Torque-Flite available on Windsor at extra cost.

DRIVE—Hotchkiss drive through rear springs. Hypoid rear axle. Rear Axle Ratio 2.93 to 1 with Torque-Flite (3.18 on T&C).

STEERING—Symmetrical idler arm steering linkage. Full-time Constant Control Power Steering standard on Saratoga, available on Windsor.

SUSPENSION—Front—Chrysler's new Torsion-Air suspension system with 2 torsion bar springs, ball joint pivots, and Oriflow Shock Absorbers. Rear—Semi-elliptic, steel leaf spring mounted outboard of the frame. Straddle-mounted Oriflow Shock Absorbers.

BRAKES—Chrysler's new "Total-Contact" Braking System, hydraulic, internal expanding, with Cycle-bonded brake linings, 12" drum diameter. Windsor T&C and Saratoga models, 11" drum, all other Windsores, Easy-Lock Parking Brake. Chrysler Power Brakes available at extra cost.

WHEELS AND TIRES—Safety Wheel Rims, Super-Soft-Cushion Rayon Tubeless Tires, 8.50 x 14 in. on Windsor T&C and Saratoga models, 8.00 x 14 in. on all other Windsores. White Sidewall, Nylon and Captive Air Tires available at extra cost. Chrome Stainless Steel Wheel Covers standard on Saratoga and Windsor 3-door T&C; extra on all other Windsores. Front tread, 60.9 in., rear tread, 59.8 in.

DIMENSIONS—Wheelbase, Windsor 122 in., Saratoga 126 in.; Overall length Windsor 210.0 in., (217.1 T&C), Saratoga 220.2 in.; width, 79.0 in.; height (loaded), Windsor 2- and 4-Door Hardtop, 54.7 in., Windsor Sedan 56.7 in., Windsor T&C 57.2 in., Saratoga 2- and 4-Door Hardtop 55.2 in., Saratoga Sedan 57.0 in.

NEW YORKER

BODY STYLES—Sedan; 2-Door Hardtop; 4-Door Hardtop; Convertible Coupe; Town & Country Wagon.

ENGINE—FirePower V-8 90° Overhead laterally inclined Valves and Hemispherical Combustion Chamber. Bore 4.09 in., Stroke 3.9 in., Compression Ratio 10 to 1. Displacement 392 cu. in. Brake Horsepower, 345 at 4600 r.p.m. Four barrel carburetor; Full pressure lubrication; Full length water jackets; Air Cleaner and Silencer; Full-Flow Oil Filter; Oil Intake Strainer; Dual Exhaust System; Crankcase Capacity 5 qts.

FUEL SYSTEM—Four barrel downdraft carburetor; Automatic Intake Manifold Heat Control and Integral Automatic Choke. Plastic Fuel Filter in gas tank. Ceramic Fuel Filter at engine; Tank Capacity 23 gal. (Town & Country 22 gal.)

COOLING SYSTEM—Thermostatic by-pass control; six bladed fan; Pressure Vent Radiator Cap; Radiator Capacity 24 qts. (25 qts. with Heater).

ELECTRICAL SYSTEM—Battery 12 volt, 70 plate, 70 amp-hr. Generator 30 amp. Resistor type, Power Top, 14 mm Spark Plugs. Waterproof Ignition; Neutral Push Button Starter Switch; Electric variable speed Windshield Wipers; Directional Signals; Hand Brake Warning Signal; Back-up Lights. Dual Headlights standard.

TRANSMISSION—Torque-Flite, fully automatic Torque Converter with 3 speed planetary gear set. Push Button Control on instrument panel.

DRIVE—Hotchkiss Drive through Rear Springs. Hypoid rear axle. Rear Axle Ratio 2.93 to 1 (3.18 for T&C).

STEERING—Symmetrical idler arm steering linkage. Chrysler Full-Time Constant Control Power Steering is standard.

SUSPENSION—Front—Chrysler's new Torsion-Air suspension system with 2 torsion bar springs; Ball Joint pivots, and Oriflow Shock Absorbers. Rear—Semi-elliptic, steel leaf springs mounted outboard of the frame. Straddle-mounted Oriflow Shock Absorbers.

BRAKES—Chrysler's new "Total-Contact" Braking System, hydraulic, internal expanding, with Cycle-bonded brake linings, 12 in. Drum diameter. Easy-Lock Parking Brake. Chrysler's famous Power Brakes available.

WHEELS AND TIRES—Chrysler Safety Rim Wheels. New, Super Soft Cushion Rayon Tubeless tires, 9.00 x 14 in. Chrome Stainless Steel Wheel Covers. White Sidewall, Nylon and Captive Air Tires available. Front tread 61.2 in., rear tread 60.0 in.

DIMENSIONS—Wheelbase 126 in. Overall length; 230.2 in. (219.9 for T&C); width 79.6 in.; Height (loaded) 57.2 in. for 4-Door Sedan, 55.2 in. for 2- and 4-Door Hardtop, 50.0 in. for T&C, 55.5 for convertible.

All prices, specifications, equipment and colors subject to change without notice and without any obligation on cars already produced.