



**AIDS TO HAPPY MOTORING**

*fashion-crafted accessories for your Swept-Wing 58 by Dodge*

# DODGE POWER ASSISTS

*mean less work, more fun every mile you drive*

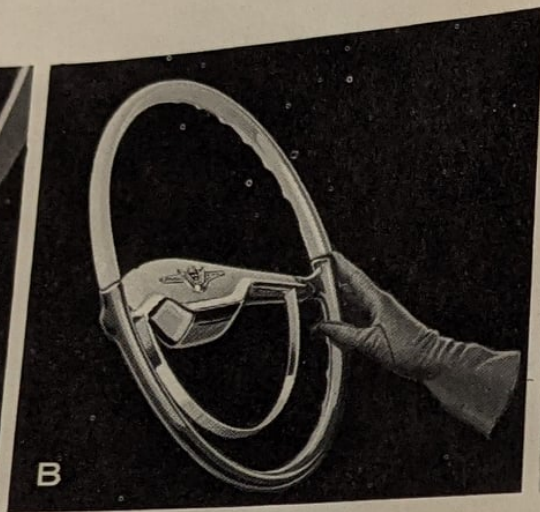


## A- \*Power Brakes

Advanced-design Total-Contact Power Brakes provide a generous safety margin of extra stopping power. Tremendous resistance to fade assures positive controlled stops from any speed, even after repeated use. Improved power booster requires less effort to operate. Wide pedal lets you brake with either foot, a real convenience when stopping on a hill.

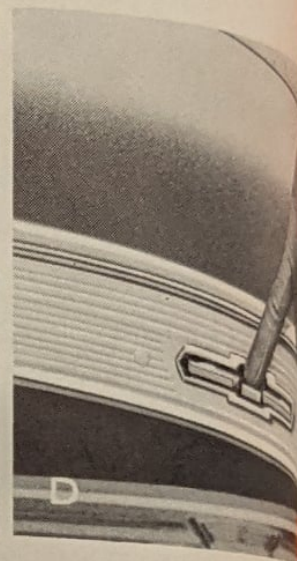

## B- \*Power Steering

New improved Constant-Control Power



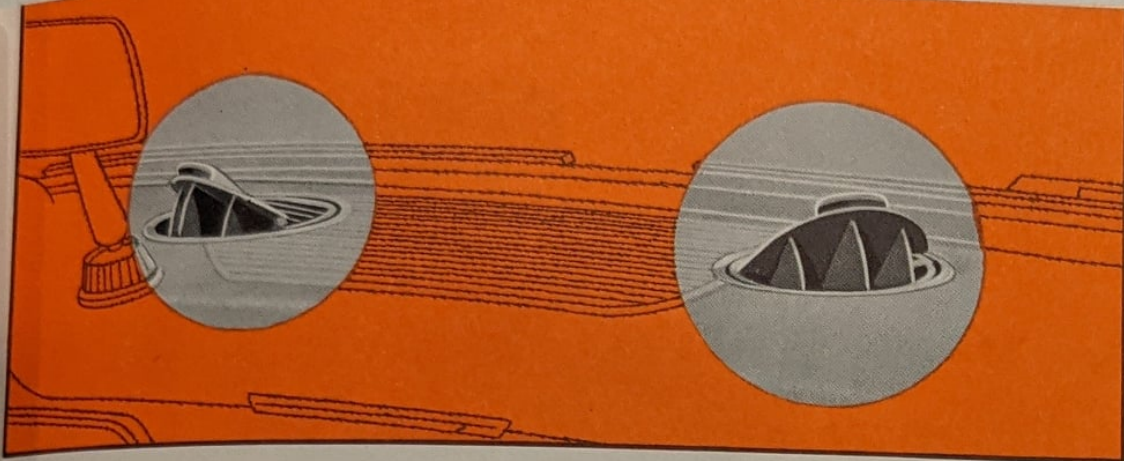
## C- Power Window Lifts

A real convenience when driving alone, or with small children in the car. All you do is flick one of the buttons on the master control panel located on left of front door, and any window raises or lowers automatically,



## D-6-Way Power Seat


Here's a wonderful way to enjoy relaxation on long trips. Just an easy flick on the convenient control bar lets you adjust your driving position frequently. Seats can be adjusted forward or backward, up or down, or set at any desired angle for maximum driving comfort. Single 6-way controls all adjustments. Exceptionally handy when more than one member of the family uses the car.



For unbeatable all-weather comfort, enjoy the added luxury of a factory-installed Dodge CarTemp Air Conditioner. Just one simple set of controls lets you heat, cool, dehumidify, actually condition the air to suit your taste. Fully adjustable outlets allow you to direct the air up, down, or, for maximum defrosting, directly against the windshield.

## DODGE CARTEMP AIR CONDITIONING

*keeps even the climate under control*



New increased capacity blower and new low-level air outlet assure increased cooling capacity with complete control over volume and direction of incoming air.

Compact single unit fits behind dash panel, preserving full foot room in passenger compartment while still providing complete access to car engine for servicing. Ask your Dodge Dealer to demonstrate this modern engineering achievement and show you how easy it is to enjoy full climate control all year 'round in your new Swept-Wing 58.



*Available on all models*

## **TWO NEW V-8 ENGINES** offering increased efficiency and performance

### *New Ram-Fire V-8*

Here is another example of Dodge leadership in engineering—the Ram-Fire V-8 Engine for 1958. This big, all-new 350 cu. in. engineering masterpiece offers Dodge owners a smoother, more efficient power plant that provides top performance in all speed ranges.

Scientifically improved combustion chamber shape plus efficient 10 to 1 combustion ratio deliver improved thermal efficiency for greater power and better fuel economy.

*Specifications*—This engine is standard equipment on all '58 Dodge Custom Royal Models and on Station Wagons.

#### *Specifications Ram-Fire V-8*

Type.....	OHV 90 Degree V-8	Carburetor.....	4-barrel
Bore.....	4.06 inches	Weight.....	640 lbs.
Stroke.....	3.38 inches	Combustion chambers.....	Wedge type
Displacement.....	350 cu. inches	Valves.....	In-line overhead
Compression ratio...	10.00 to 1	Taxable Horsepower.	52.7

### *New D-500 V-8*


Fitting successor to a famous series of outstanding automotive engines, the new D-500 V-8 Engine for 1958 offers even greater power and efficiency.

Big new 361 cu. in. displacement, combined with 10 to 1 compression ratio, provides outstanding thermal efficiency and responsiveness plus the added power needed for safer passing acceleration.

*Specifications*—This D-500 Engine is available at extra cost on any Swept-Wing V-8. Whichever model you choose, it will display the proud D-500 emblem.


#### *Specifications D-500*

Type.....	OHV 90 Degree V-8	Carburetor.....	4-barrel
Bore.....	4.12 inches	Weight.....	640 lbs.
Stroke.....	3.38 inches	Combustion chambers.....	Wedge type
Displacement.....	361 cu. in.	Valves.....	In-line overhead
Compression ratio...	10.00 to 1	Taxable Horsepower.	54.3



**NEW D-500 V-8**

**NEW RAM-FIRE V-8**



*Just Announced . . .*

## **All-New SUPER D-500 V-8**

*with* **NEW**

- *Dual Four-Barrel Carburetors*
- *10 to 1 Compression Ratio*
- *Aircraft-Type Light Metal Alloys*
- *Improved Wedge-Type Combustion Chamber*

Here is the mightiest engine in Dodge history—so advanced it outmodes every competitor. So sensational, its performance has to be experienced to be believed. For a new concept of truly great responsiveness and agility, try out a Dodge Super D-500 and see for yourself.

*for those who know and appreciate the finest . . .*

## **NEW ELECTRONIC FUEL INJECTION ENGINE**

Available in limited quantities, this engine is setting new standards of performance and efficiency by coupling the tremendous potential of the famous Dodge D-500 Engine with all-new Electronic Fuel Injection. If you want unparalleled responsiveness combined with pace-setting power and acceleration, if you appreciate knowing that you have at your command America's most advanced automotive power plant, it will pay you to consult with your dealer as to how you can become the proud owner of a Swept-Wing 58 with the incomparable Electronic Fuel Injection Engine.

### Specifications—Dodge Electronic Fuel Injection Engine

Type.....	OHV 90 Degree V-8	Weight.....	660 lbs.
Bore.....	4.12 inches	Combustion chambers.....	Wedge type
Stroke.....	3.38 inches	Valves.....	In-line overhead
Displacement.....	361 cu. in.	Taxable Horsepower.....	54.3
Compression Ratio.....	10.00 to 1		

### Specifications—Fuel Injection

System.....	Low-pressure common rail	Controls.....	Transistorized, electric computer.
Injectors.....	Individual		Temperature, humidity, altitude and operating conditions automatically compensated for.
Type.....	Variable intermittent pulse		
Activators.....	Individual solenoids		

