

'59 PLYMOUTH STATION WAGONS...

**FIRST IN FEATURES... FIRST IN FUN!**



*BIGGEST, BRAVNIEST NEW WAGON IN ITS FIELD...* **'59 PLYMOUTH**



You're interested in a station wagon? Wonderful! You've probably noticed how many wagons are on the road these days—especially Plymouth wagons. Americans everywhere are getting the "wagon idea", and great numbers of them are choosing big, beautiful Plymouths. And Plymouth's pop-

ularity is sure to soar in '59, for here's the biggest, bravniest, *finest-looking* wagon in its field. No matter how much others pay, they'll get no more wagon-per-dollar than you will in your low-cost '59 Plymouth. For features, for fun, it's number one. Small wonder it's America's Favorite Family Wagon!



PLYMOUTH'S GOT THE NEWEST IDEAS IN THE WORLD OF WAGONS!

HERE'S PLYMOUTH'S VERSION OF THE "WIDE OPEN SPACES". Whatever cargo you carry, there's room for it and there's more in Plymouth's immense "open" area. With tailgate down, you have over 12 full feet of load-bearing area, over 100 cubic feet of variable space.



YOU PUSH YOUR DRIVING RANGE (left) with a mere touch of a button on Plymouth's new Control Center. It's the latest refinement in Push-Button Driving, the magical driving advance Plymouth introduced as low price item.

YOU ALSO PUSH A BUTTON (right) to regulate your heating, defrosting, ventilation, and optional Automatic Air Conditioning. Now the V-6 on Plymouth's optional Rocket Gas Heater that delivers warm air in just 30 seconds.



YOU ENJOY STUNNING NEW STYLING inside a Plymouth wagon, too. Instrument 2/3/4 seat. Safety 2-door model's less recessed wheel is and our vibrant "sunburst" theme in front. New Seivel Suite also offered on Sport Sedan/Coach.



YOUR SPARE TUBES GET OUT OF SIGHT on 5-passenger wagons. No need to unload in free space. Simply lower loader cover from under seat, pull down and slide, unfold and roll covers free. Optional on 6-passenger.



YOU AVOID HEADLIGHT GLARE with Plymouth's new electronic Mirror-Mate rear view mirror. Like magic, it automatically dims headlights from cars behind you. New Automatic Beam Changer is also available for '78.



YOU ENJOY PLYMOUTH'S FAMOUS REAR-FACING SEAT, another popular Plymouth station wagon innovation. There's generous room for baby strollers with this (all-time) third seat. What's more, you never have to remove it, since it folds flat when it is not in use. Rear steps make boarding a cinch. No need to roll children into or risk in the car. There's no better way to appreciate the money for any age!



YOU HIDE VALUABLES SAFELY in the Locked Luggage Compartment (optional on 6-passenger models). Still another Plymouth station wagon "first" in the low-price field! It's the perfect place for cameras, suitcases, sports equipment—anything you want to store out of sight. Capacity of compartment is 10 cubic feet.

YOU ROLL THE REAR WINDOW up and down simply by pushing a single electric button. There's an over-riding switch on an conventional wagon. Three separate control switches—inside rear, inside rear, out at driver's seat. Standard on all 6-passenger, optional on all 5-passenger models (manual operation is standard on 6-passenger models).



AND... YOU'LL FIND THE FEATURES YOU WANT IN THE WAGON YOU WANT!



PLYMOUTH'S 4-DOOR SPORT SUBURBAN makes the job when everyone wants to go. Get out of it in the swimming pool, there's room and furniture comfort for nine. (V-8, 7 or 6-cyls.)

PLYMOUTH'S 4-DOOR CUSTOM SUBURBAN offers that built-in privacy and extra capacity. Travel like an executive, pay extra when you need it. (V-8 or 6-cyls.)



PLYMOUTH'S 2-DOOR CUSTOM SUBURBAN makes the perfect choice for the busy-looking family who likes to camp. There's room for that tent and plenty to boot. (V-8, 6-cyls.)



PLYMOUTH'S 2-DOOR DELUXE SUBURBAN, known again to be fun, is popular with those who like to work hard and play easy. A beauty with the usual yourself too. (V-8 or 6-cyls.)



PLYMOUTH'S 4-DOOR DELUXE SUBURBAN brings you luxury on a budget. Just the wagon for shopping and stopping on a Saturday afternoon. Loads the kids, the groceries, the wheel! (V-8 or 6-cyls.)



(Car on illustration with some of special equipment available on modern extra cost. Features are available with or without 2-door and 4-door configurations.)

PLYMOUTH PACKS A WAGONEFUL OF POWER, TOO



YOU ENJOY UNMATCHED ECONOMY and one of the neatest features in Plymouth's new V-8 is the automatic meter (above), which automatically meters gas as low for peak performance and efficiency. Means a big gas-line saving, particularly in 15-hp-50 mph range. Also, Fuel-Saver Check, standard on V-8, prevents fuel leaks during warm-up.


YOU STOP FOR SURE with Plymouth's mighty 11-lock Total-Contact Brake. Exclusive centering action means better-riding stops, plus longer lining life and fewer adjustments. Two brake cylinders in each front drum. That's no better make-to-be found on any American car.



MEET THE MOST WILLING ENGINE IN ITS FIELD. You're looking at Plymouth's proudest achievement, the incomparable New Golden Command 355. Rated at 305 horsepower, and boasting a new high in torque efficiency, this entirely new Plymouth engine rewards you with performance at the low price you'll never see before.

Here's how to prove to hand the heaviest load without straining, to get you out of the tightest highway congestion. Even with a full crew or maximum load on board, this optional New Golden Command 355 has a powerful punch in reserve. Just wait 'til you try it!

Two other V-8s are also offered: Plymouth's standard Fury V-8, winner of the Michigan Economy Test for two years in a row; and the Fury V-100 with Super Pak. The Powerflow 6, the most rugged "6" ever made, stands on Plymouth's station wagon line-up. (See last page for specifications.)



YOU RIDE IN COMFORT, with one of Plymouth's two magnificent rides you choose. Famous Torque-Arm Suspension (left), standard on all models, makes your Plymouth wagon so comfortable as any sedan. Almost no dip or sway, no sideways in turns! The other's in the torsion bar and Plymouth's mighty 12-inch wheelbase.

Plymouth's wheelbase allows Constant Level Torque-Arm suspension (lower illustration) perform a sure manner whenever you have unusual or heavy loads. No matter how uneven the load, no matter how uneven the road surface, air "lockers" of your wheel's tendency adjust our level to load and road. Your wagon remains on an even keel, handling characteristics are unaffected, your good character is maintained, and your headlights are always aimed straight ahead.

# PLATINUM

## CHASSIS

Accorded frame with double-channel box-section side rails. Five sturdy crossmembers. Hydraulic 14-aren Iota-Contact Brakes with Cyclobond lining. 184-square-inch lining area. Internal expanding shoes with self-centering action. Two cylinders at each front wheel, one at each rear. Separate external contracting parking brake with standard transmission. Extra powerful expanding parking brake with Power-File and Torque-File.

**WHEELS AND TIRES** 14 x 5-inch Steel-Rim wheels with 7.50 x 14 four-ply low-pressure tubelless type tires. 14 x 5.5-inch wheels and 8.00 x 14 tires on 9-passenger models, optional at extra cost on other models.

**SUSPENSION** Front: Combined torsion bars and ball joints. Lower unsprung weight. Dip-control upper arms. Wide-angle strut-supported lower arms. 100% rubber isolation. On/off shock absorbers. Rear: 2½-inch outboard-mounted springs with 6 leaves. 5 leaves with Constant Level Torsion-Aire suspension, 100% rubber isolation. Seal-lag mounted On/off shock absorbers.

**STEERING** Worm and ball bearing roller gear. Symmetric idler arm linkage for maximum control. Rubber-isolated pivots. Ball-joint steering knuckles for easy handling. Over-aid steering ratio 26.8:1. Ratio with Power Steering 19.8:1.

**TRANSMISSIONS AND DRIVE TRAIN** Torque-File: Fully automatic 3-speed Push-Button transmission with torque converter, optional at extra cost on all V-8 models. Power-File: Fully automatic 3-speed Push-Button transmission with torque converter, optional at extra cost on all models except when equipped with New Golden Commando 385 engine. Synchro-Silent manual 3-speed transmission standard on all models. Overdrive available except with Golden Commando 385 engine. Hotchkiss drive through rear springs. Hypoid rear axle.

**STANDARD REAR AXLE RATIOS (ALL MODELS)** Torque-File V-8—choice of 2.53:1 or 3.31:1. Power-File V-8—3.31:1. Power-File 6-cylinder—3.73:1. Manual V-8—3.54:1. Manual 6-cylinder—3.73:1. Overdrive V-8—3.90:1. Overdrive 6-cylinder—4.10:1.

**ELECTRICAL SYSTEM** Heavy-duty 12-volt 50-ampere-hour battery. High capacity 35-ampere generator, automatic voltage and current control. Ignition key start switch. Lighting circuit protected with circuit breaker. Permanent plastic-coated wiring. Resistor-type ignition system. Automatic mechanical and vacuum spark control. Splashproof distributor.

**FUEL SYSTEM** Lightweight aluminum carburetor. Automatic manifold fuel control. New dry paper replaceable element air filter. Dual fuel filtration on V-8 models includes woven plastic filter in gas tank and extra-fine ceramic filter at carburetor with magnetic core. 6-cylinder models have woven plastic filter at gas tank. Fuel capacity 22 gallons.

**BODY CONSTRUCTION** All-steel welded, completely rust-protected and insulated Safety Body. Channelled and ribbed floor pan. Box-section reinforcements around all window and door openings. Baked super-enamel finish.

**GOLDEN COMMANDO 385 ENGINE** Optional at extra cost on all models. Advanced Deep-Block design 8-cylinder V-type. Horsepower 305 at 4600 RPM. Taxable horsepower 54.4. Torque 393 ft.-lbs. at 3000 RPM. Compression ratio 10.5 to 1. Bore 4.12 inches. Stroke 3.38 inches. Piston displacement 361 cubic inches. Special design concentric dry replaceable element air filter. Overhead valves. Hydraulic valve tappets. High-load valve springs equipped with anti-clog dampers. Patents especially designed for high-compression ratio. Special high-performance camshaft. Special high-performance resistor-type spark ignition system. Automatic mechanical and vacuum spark control. Splashproof dual-breaker distributor. Spool-type rubber shear engine mounts. Crankshaft vibration damper. Rotary oil pump. Full-Flow oil filter. Oil capacity 5 quarts. 5 quarts with filter change. Full-pressure lubrication to all crankshaft, camshaft, and connecting rod bearings and to valve rocker arms and tappets. Special low-restriction dual-exhaust system.

**FURY V-800** Standard on all V-8 models. 8-cylinder overhead-valve V-type. Horsepower 230 at 4400 RPM. Taxable horsepower 48.9. Torque 340 ft.-lbs. at 2400 RPM. Compression ratio 9.0 to 1. Bore 3.91 inches. Stroke 3.51 inches. Piston displacement 318 cubic inches. 2-barrel downdraft carburetor. Rotary oil pump. Stunt-type oil filter. Oil capacity 5 quarts. Full pressure lubrication to all crankshaft, camshaft, and connecting rod bearings and to valve rocker arms and tappets.

**FURY V-800 WITH SUPER-PAK** Available on all V-8 models at extra cost. Basic specifications same as for Fury V-800 above except for the following: Horsepower 270 at 4400 RPM. Torque 345 ft.-lbs. at 2800 RPM. 4-barrel carburetor with matching intake manifold and special air filter. High-performance camshaft and distributor. Special design, large diameter, free-flow dual-exhaust system.

**POWERFLOW 6** Available on 4-door, 6-passenger Custom and all Deluxe models. 6-cylinder in-line 1-head valve arrangement. Horsepower 137 at 3500 RPM. Taxable horsepower 28.4. Torque 205 ft.-lbs. at 1210 RPM. Compression ratio 8.0 to 1. Bore 3.25 inches. Stroke 4.63 inches. Piston displacement 230 cubic inches. Rotary oil pump. By-pass oil filter standard on most models. Oil capacity 5 quarts. Full-pressure lubrication to all crankshaft, camshaft, and connecting rod bearings.

**COOLING SYSTEM** Coolant capacity 318" V-8 engines 20 quarts; with heater 21 quarts. 361" V-8 engine 16 quarts; with heater 17 quarts. 6-cylinder 13 quarts; with heater 14 quarts. High-pressure (14 psi) system. 4-blade wing-tipped fan. Full-length water jacketing. Ball bearing water pump with permanent seal. Series-flow porting on 361" engine. 180" thermostat standard on all.

## BASIC DIMENSIONS

Wheelbase.....	122.0"	Over-all height	
Over-all length.....	214.0"	V-8 (loaded).....	56.8"
Over-all width.....	78.0"	6-cyl. (loaded).....	56.9"
Shoulder room		Legroom	
Front seat.....	60.5"	Front seat.....	45.5"
2nd seat.....	59.5"	2nd seat.....	41.0"
3rd seat.....	59.5"	3rd seat.....	36.7"
Hiproom		Headroom	
Front seat.....	63.0"	Front seat.....	36.1"
2nd seat.....	62.0"	2nd seat.....	35.0"
3rd seat.....	45.7"	3rd seat.....	34.0"

**ACCESSORIES** Many accessories have been engineered especially for the new Plymouth to make your driving more enjoyable. Ask your dealer about these:


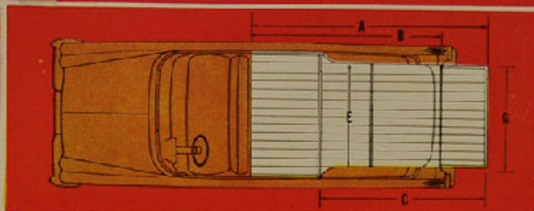

Push-Button Power-File (3-speed fully automatic transmission) • Push-Button Torque-File (3-speed fully automatic transmission) • Sure-Grip Differential • Overdrive • Safety-Sure Power Brakes • Constant Control Full-Time Power Steering • Safety Windows • AirTemp Air Conditioner • Fresh-Air Heating Defrosting System • Instant Gas Heating System • Custom Push-Button Radio • Rear-Facing 3rd Seat • Sweep-Second Electric Clock • Chrome Bumper Wing Guards • Rubber Bumper Protectors • Wheel Covers • Safety-Padded Instrument Panel • Safety Padded Sun Visors • Concealed Locked Luggage Compartment (6-passenger models) • Power Tailgate Window • Solex-Litied Glass • Undercoating • Whitewall Tires • Mirror-Matic Rear View Mirror • Remote Control Rear View Mirror • Prism Rear View Mirror • Automatic Beam Changer • Constant Level Torsion-Aire • Sunvel Seats

The policy of Plymouth Division of Chrysler Corporation is one of continual improvement in design and manufacture wherever possible to assure a still finer car. Hence, specifications, equipment and prices are subject to change without notice. Printed in U.S.A. PA—595W

2nd seat and rear-facing 3rd seat in normal positions provide comfortable 9 passenger capacity. (And that means 9 adults.)

3rd seat folds flush into floor, giving you spacious load area. 3rd seats on conventional wagons must be removed when not in use.

Want maximum cargo capacity? Just flip both 2nd and 3rd seat for level, 10-foot loading deck. How's that for a fast change!



On all 2-door models, 2nd seat folds forward into floor in same way. Converts from 6-passenger to full-load capacity in seconds.

A. Over-all floor length, tailgate open...2nd and 3rd seat folded...120.9"—over 10 feet! B. Over-all floor length, tailgate closed...2nd and 3rd seat folded...101.8". C. Over-all floor length, tailgate open...2nd seat up, 3rd seat folded...83.2". D. Over-all floor length, tailgate closed...2nd seat up, 3rd seat folded...64.1". E. Width between rear wheel housings...45.7". F. Height of rear opening...28.7". G. Width of rear opening...50.0".